

# FRWL-4

## 19" WALL MOUNT RACK CABINET

ARMARIO RACK 19" DE PARED  
ARMOIRE RACK 19" MURAL  
ARMÁRIO RACK 19" DE PAREDE



QUICK START GUIDE/GUÍA RÁPIDA/  
GUIDE DE DÉMARRAGE RAPIDE/GUIA RÁPIDO

# **FONESTAR**

### DESCRIPTION/DESCRIPCIÓN/DESCRIPTION/DESCRIÇÃO

#### EN

- 19" wall mount rack cabinet
- Top opening
- Made of steel
- Black enamel finish

#### ES

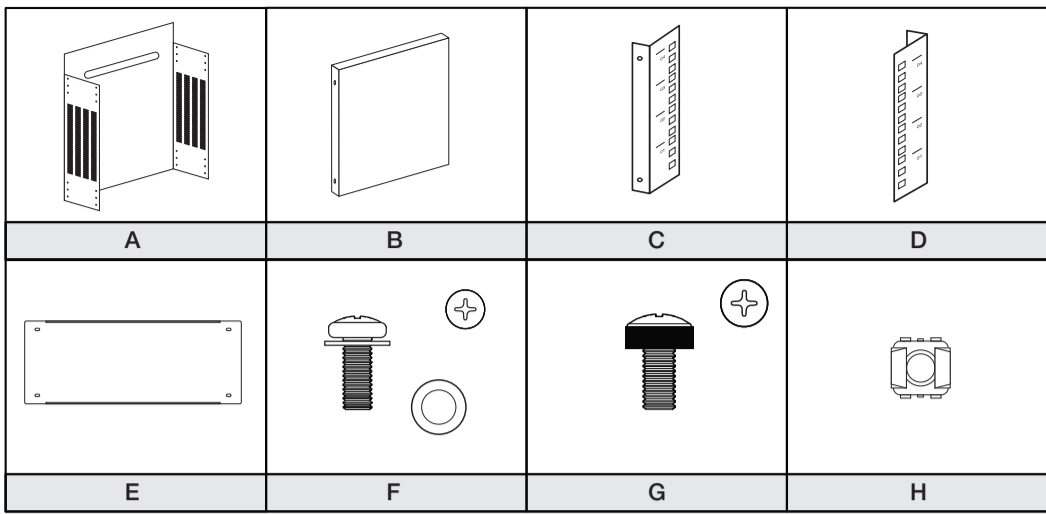
- Armario lateral rack 19" de pared
- Apertura superior
- Fabricado en acero
- Acabado esmaltado negro

#### FR

- Armoire latéral rack 19" mural
- Ouverture partie supérieure
- Fabriqué en acier
- Finition laqué noir

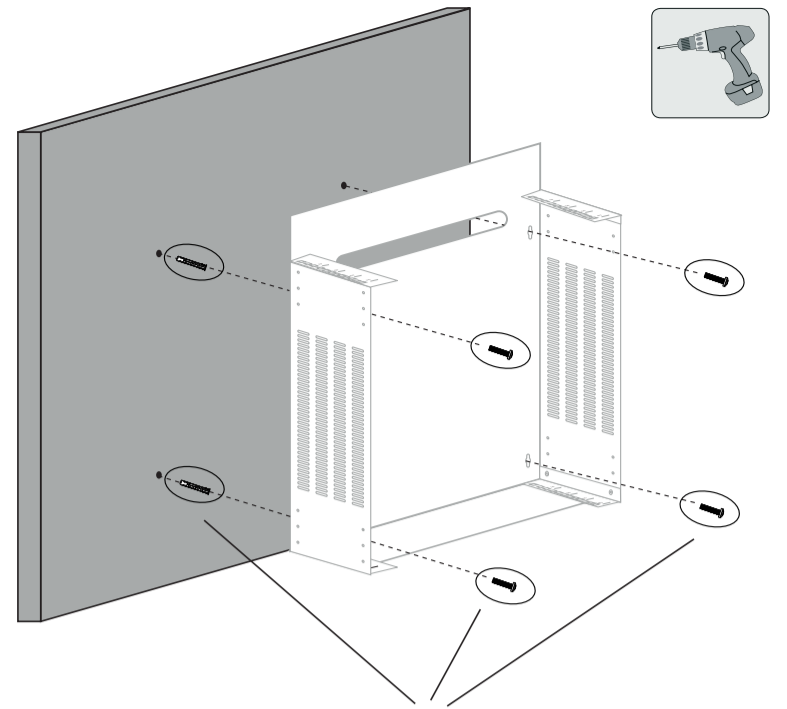
#### PT

- Armário lateral rack 19" de parede
- Abertura superior
- Produzido em aço
- Acabamento em esmalte negro



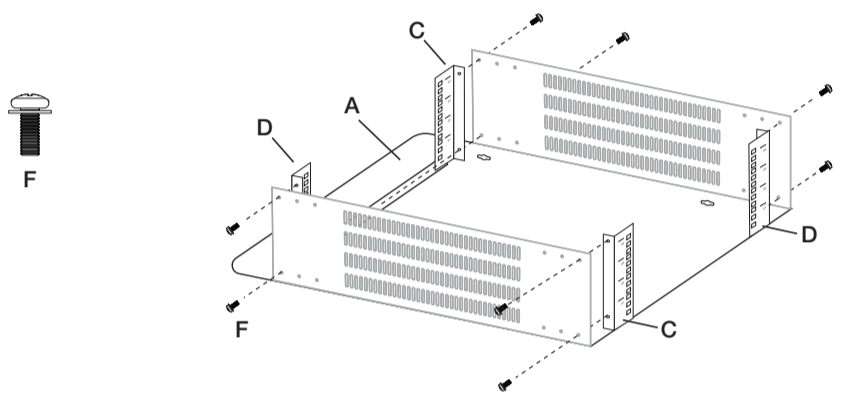
**NOTE:** We recommend mounting on the floor or on a flat surface.  
**NOTA:** Recomendamos su montaje en el suelo o en una superficie plana.  
**NOTE :** Nous recommandons de monter sur le sol ou sur une surface plane.  
**NOTA:** Recomendamos montar no chão ou em uma superfície plana.

4



Not included - No incluidos - Non inclus - Não incluído

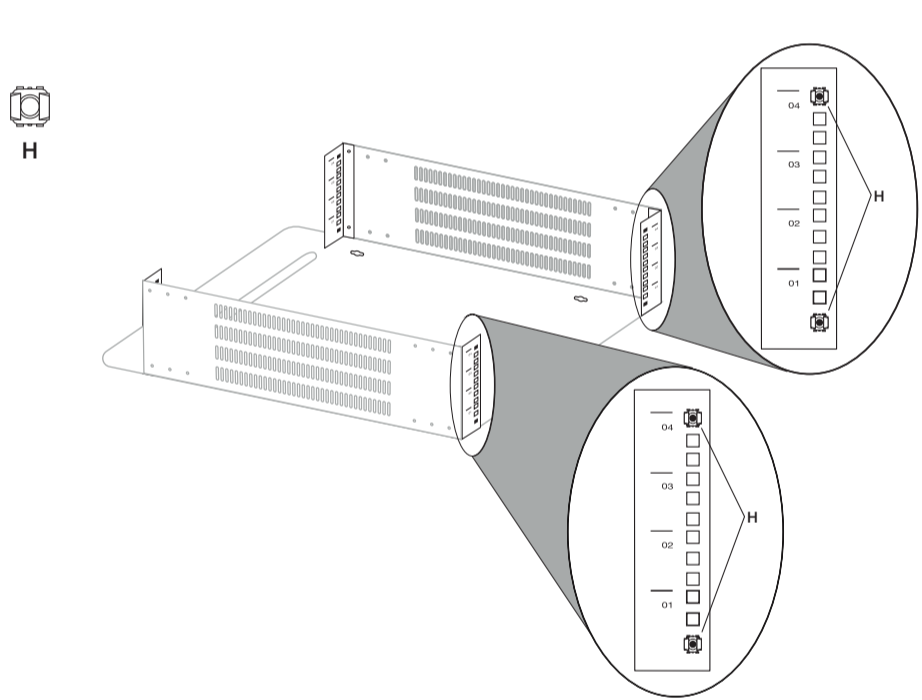
1



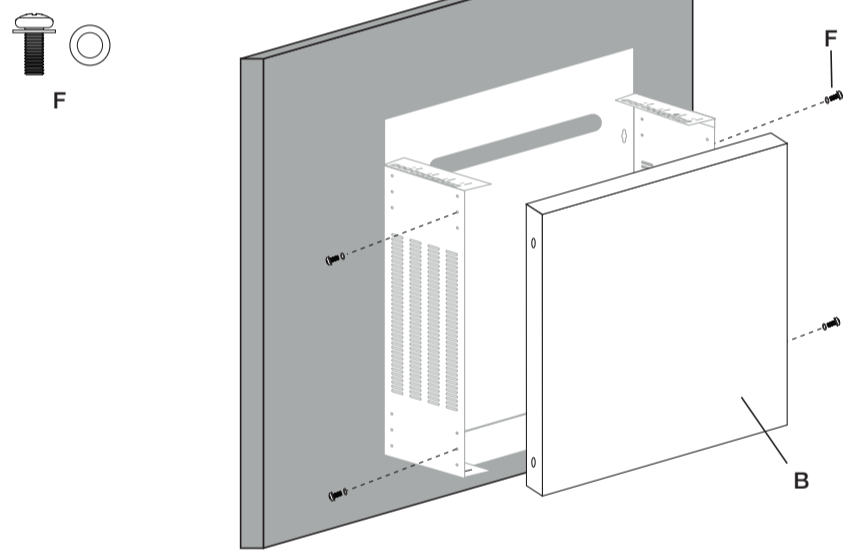
5

**EN** Install the devices in the cabinet, and make all the necessary connections  
**ES** Instale los equipos en el mueble y realice todas las conexiones necesarias  
**FR** Installez les appareils dans le meuble et réalisez toutes les connexions nécessaires  
**PT** Instale os equipamentos no móvel e efetue todas as ligações necessárias

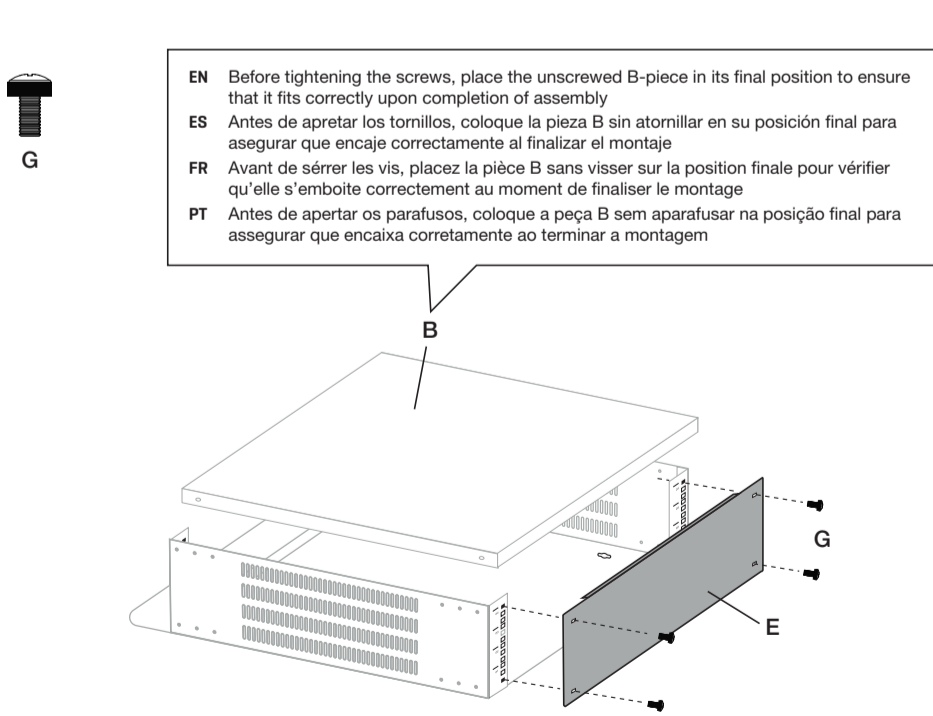
2



6



3



7

